

Condit PTO Financial Update

PTO Meeting

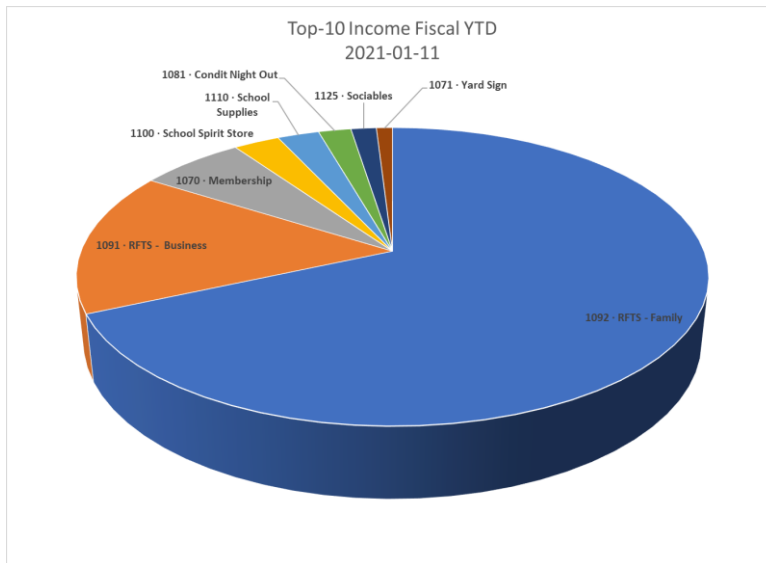
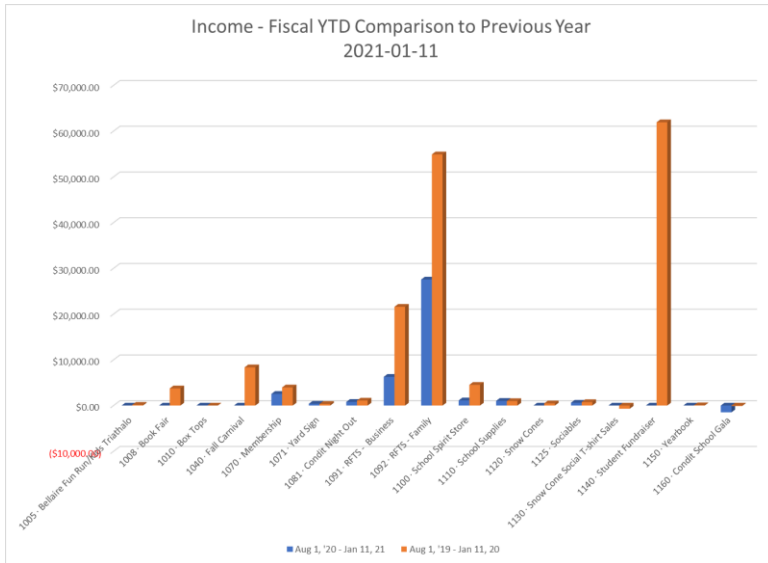
January 13 2021

Pinar Çepni, Treasurer

P&L Income Comparison to Previous Year

5:39 PM
01/11/21

Condit Elementary PTO Profit & Loss Prev Year Comparison August 1, 2020 through January 11, 2021

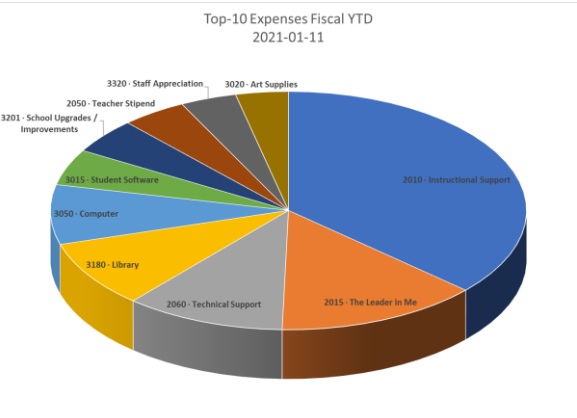
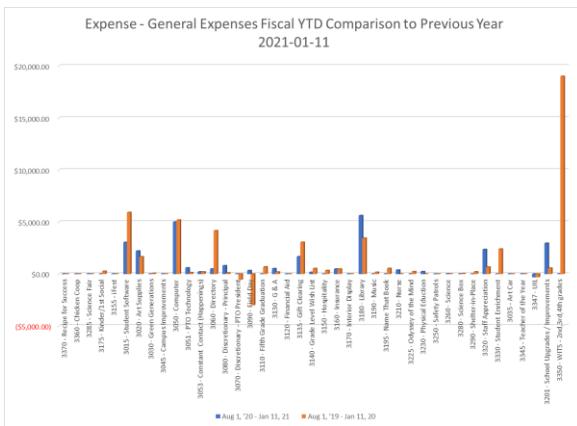
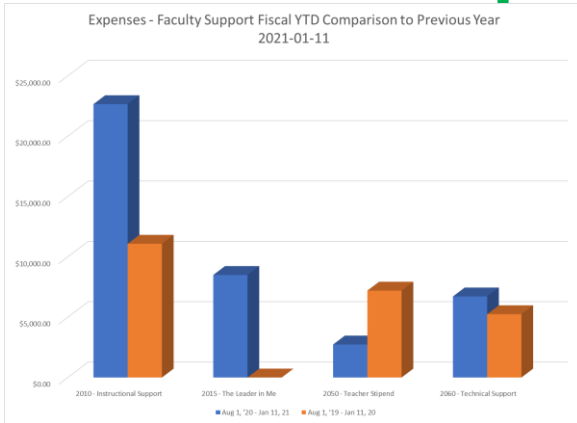


Ordinary Income/Expense	Aug 1, '20 - Jan 11, 21	Aug 1, '19 - Jan 11, 20	\$ Change
Income			
1005 · Bellaire Fun Run/Kids Triathalo	0.00	160.00	-160.00
1008 · Book Fair	0.00	3,750.95	-3,750.95
1040 · Fall Carnival	0.00	8,360.57	-8,360.57
1070 · Membership	2,543.11	3,957.91	-1,414.80
1071 · Yard Sign	390.67	349.76	40.91
1081 · Condit Night Out	791.13	1,084.42	-293.29
1090 · RFTS			
1091 · RFTS - Business	6,273.59	21,586.05	-15,312.46
1092 · RFTS - Family	27,553.79	54,910.74	-27,356.95
Total 1090 · RFTS	33,827.38	76,496.79	-42,669.41
1100 · School Spirit Store	1,118.01	4,521.84	-3,403.83
1110 · School Supplies	1,012.80	970.12	42.68
1120 · Snow Cones	0.00	470.37	-470.37
1125 · Sociables	616.44	756.55	-140.11
1130 · Snow Cone Social T-shirt Sales	0.00	685.36	685.36
1140 · Student Fundraiser	0.00	61,927.61	-61,927.61
1150 · Yearbook	0.00	60.00	-60.00
1160 · Condit School Gala	-1,481.58	-106.64	-1,374.94
Total Income	38,817.96	162,074.89	-123,256.93
Gross Profit	38,817.96	162,074.89	-123,256.93

Negative Impact due to Pandemic:

- Delayed or cancelled events: Book Fair, Fall Carnival, Boosterthon
- RFTS Business: fulfilled commitments to sponsorships purchased last year
- Gala: Expenses/Reimbursements from last year's Gala rolled into this Fiscal Year financials due to shutdown in Spring 2020

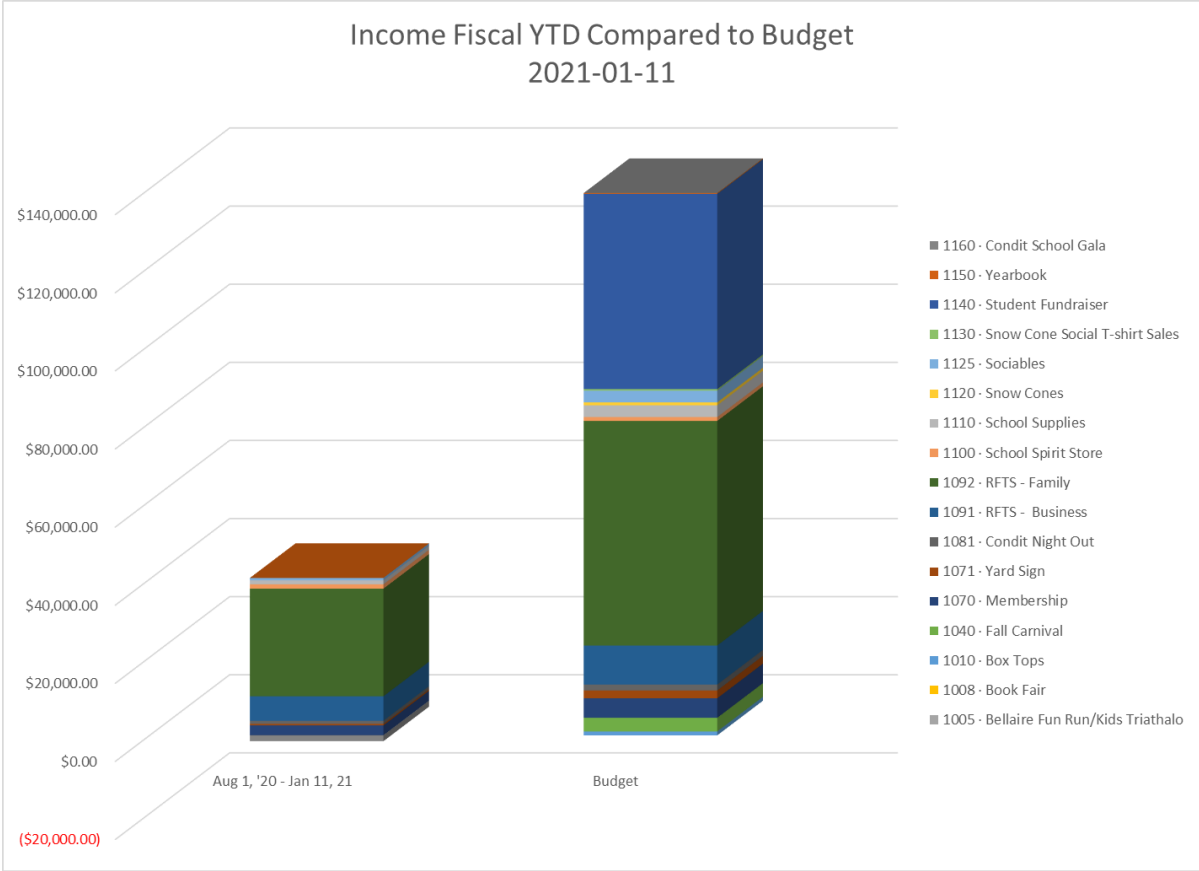
P&L Expense Comparison to Previous Year



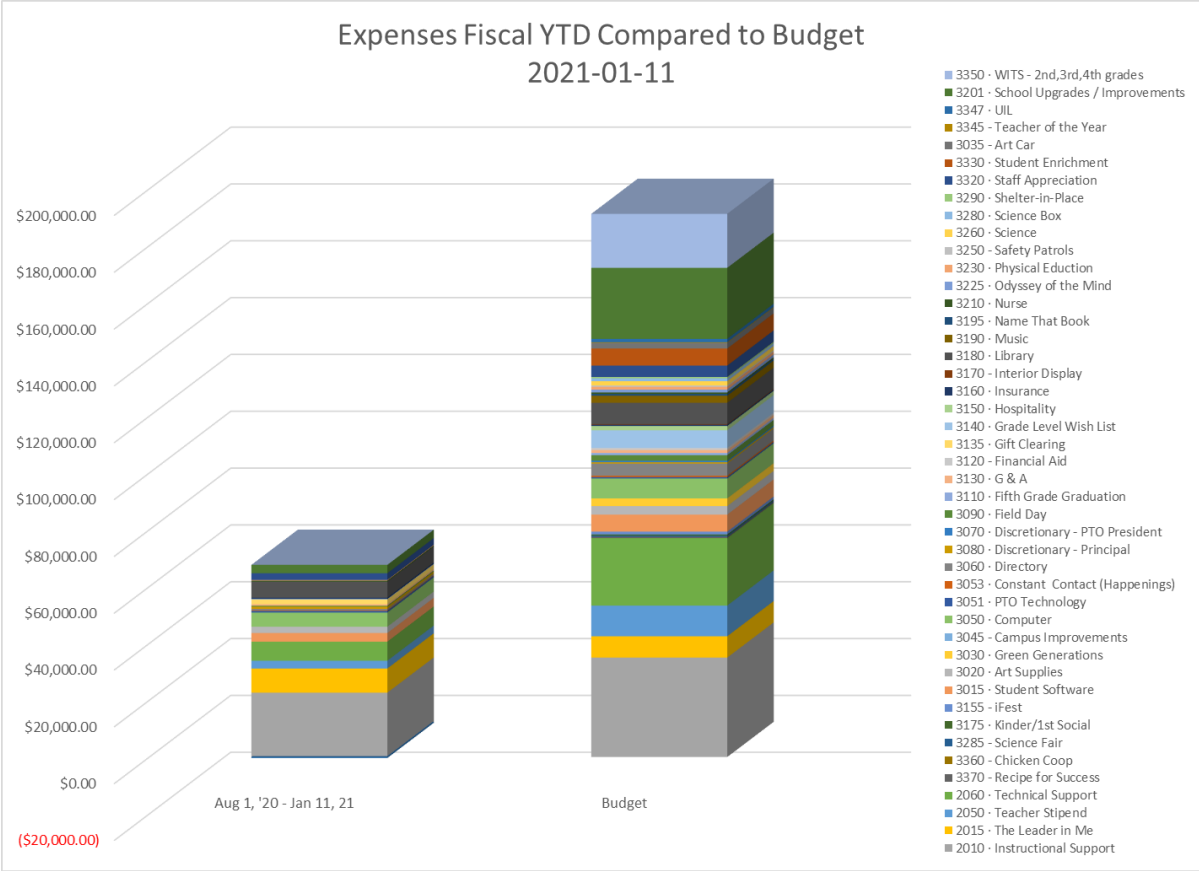
Expense	Aug 1, '20 - Jan 11, 21	Aug 1, '19 - Jan 11, 20	\$ Change
2000 - Condit Faculty Support			
2010 - Instructional Support	22,654.23	11,087.36	11,566.87
2015 - The Leader in Me	8,500.00	0.00	8,500.00
2050 - Teacher Stipend	2,735.86	7,201.65	-4,465.79
2060 - Technical Support	6,718.51	5,249.00	1,469.51
Total 2000 - Condit Faculty Support	40,608.60	23,538.01	17,070.59
3000 - General Expense			
3175 - Kinder/1st Social	0.00	266.68	-266.68
3155 - IFest	0.00	330.00	-330.00
3015 - Student Software	3,037.50	5,917.00	-2,879.50
3020 - Art Supplies	2,210.95	1,656.52	554.43
3030 - Green Generations	0.00	59.24	-59.24
3050 - Computer	5,000.00	5,185.71	-185.71
3051 - PTO Technology	590.26	127.79	462.47
3053 - Constant Contact (Happenings)	200.00	200.00	0.00
3060 - Directory	487.13	4,162.20	-3,675.07
3080 - Discretionary - Principal	800.00	107.85	692.15
3070 - Discretionary - PTO President	0.00	-551.00	551.00
3090 - Field Day	333.00	-3,000.00	3,333.00
3110 - Fifth Grade Graduation	0.00	685.93	-685.93
3130 - G & A	520.05	192.32	327.73
3135 - Gift Clearing	1,668.64	3,051.61	-1,382.97
3140 - Grade Level Wish List	160.10	529.96	-369.86
3150 - Hospitality	0.00	343.17	-343.17
3160 - Insurance	475.00	475.00	0.00
3180 - Library	5,615.74	3,441.89	2,173.85
3190 - Music	0.00	168.69	-168.69
3195 - Name That Book	0.00	536.94	-536.94
3210 - Nurse	378.23	0.00	378.23
3225 - Odyssey of the Mind	0.00	230.00	-230.00
3230 - Physical Education	229.56	0.00	229.56
3260 - Science	7.32	0.00	7.32
3280 - Science Box	0.00	34.73	-34.73
3290 - Shelter-in-Place	0.00	212.24	-212.24
3320 - Staff Appreciation	2,357.85	664.38	1,693.47
3330 - Student Enrichment	0.00	2,399.00	-2,399.00
3347 - UIL	-310.70	-313.16	2.46
3201 - School Upgrades / Improvements	2,954.55	562.40	2,392.15
3350 - WITS - 2nd,3rd,4th grades	0.00	19,000.00	-19,000.00
Total 3000 - General Expense	26,715.18	46,677.09	-19,961.91
Total Expense	67,323.78	70,215.10	-2,891.32

- Overall Expenses is on-par with spending 1 year ago, but spending categories different
- Faculty Support & School Upgrades categories greater than 1 year ago
 - Expected due to Pandemic and additional expenses for virtual instruction
 - Includes teacher wishlist expenses for socially distant in-person instruction

Fiscal YTD Income-Expense Comparison to Budget



Total Income Fiscal YTD: \$38,817.96



Total Expenses Fiscal YTD: \$67,323.78

Current Profit/Loss: **(\$28,505.82)**